

FUEL PRO[®] 382

PRODUCT DATA SHEET

DAVCO FUEL PRO 382 is an all-in-one fuel filter, water separator, and fuel pre-heater for heavy duty on-highway diesel engines with flow rates up to 180 gallons per hour.

The Fuel Pro 382, with an optional pre-heater, overnight heater and water-in-fuel sensor will keep the engine running in any weather conditions.

“SEEING IS BELIEVING”[®] functionality and the clear cover on top provides enhanced fuel system troubleshooting and a clear indication of when to change the fuel filter.


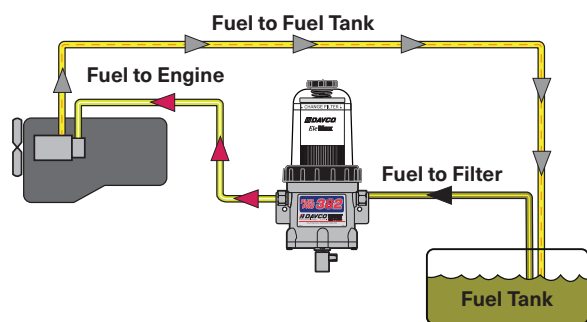
Applications

- Diesel engines with flow rates up to 180 gph

Models and Options

- Base Model - Unheated
- Coolant Heat/Return Fuel Heat
- Electric Heat
 - 12VDC or 24VDC Pre-heater
 - 120VAC Overnight heater
- Water-In-Fuel (WIF) sensor
- 7-10-25-50 micron filter

Typical Installation



A John M. Ellsworth Company

John M. Ellsworth Co., Inc.

P.O. Box 240072
8700 West Bradley Road
Milwaukee, WI 53224

800-333-3331 **PHONE**
info@jmesales.com **E-MAIL**
www.JMESales.com **WEB**

FUEL PRO® 382

Specifications

Height, Overall (Unheated)	15.5 in. (393.6 mm)
Height, Overall (Coolant/Return Fuel Heat)	16.25 in. (412.8 mm)
Depth, Overall	6.63 in. (168.5 mm)
Width, Maximum	7.3 in. (185.2 mm)
Weight, Dry	Approx. 8-12 lbs
Filter Service Clearance, Minimum	1.5 in. (38.1 mm)
Fuel Flow, Maximum	180 gph
Pre-heater	12VDC, 195W, 155W
	24VDC, 195W
Overnight heater	120VAC, 75 W, .65 A

Filtration Performance (100 GPH)

Micron	Coarse Water Removal (%)	Emulsified Water Removal (%)	Dirt Holding Capacity (grams)
7	99.4	>95	56
10	99.9	>95	64
25	99.6	>95	110
50	97	<20	90

Port Interface

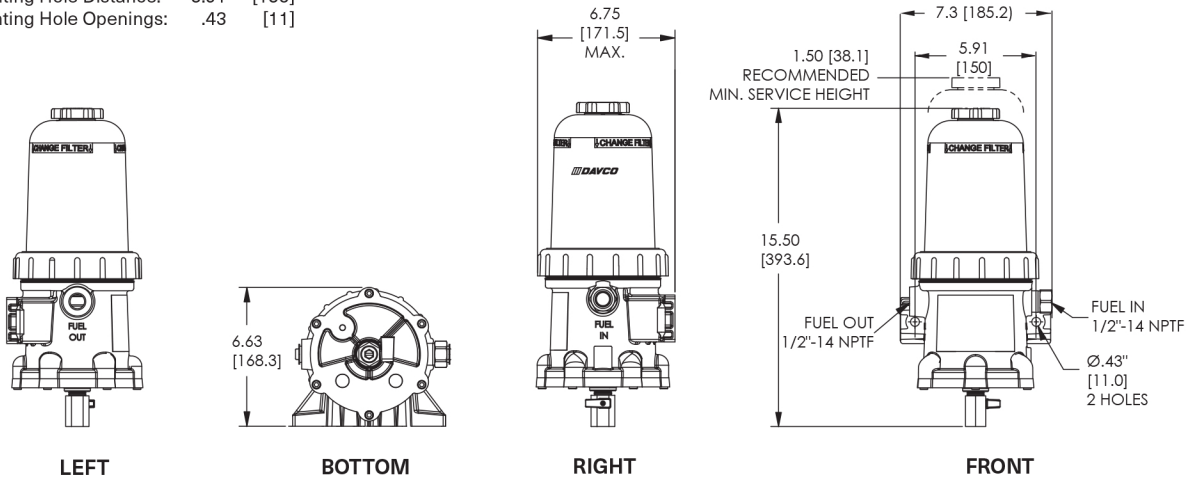
Fuel In	½"-14 NPTF
Fuel Out	½"-14 NPTF

Dimensions, Unheated

Dimensions are in inches [millimeters]

Mounting Hole Distance: 5.91 [150]

Mounting Hole Openings: .43 [11]



Dimensions, Coolant/Return Fuel Heat

Dimensions are in inches [millimeters]

Mounting Hole Distance: 5.91 [150]

Mounting Hole Openings: .43 [11]

